



NAME: Premium Range Luxum floods led flood Light 50W

P/N: CCPL-LF50W

This slim Premium Range 50W Flood Light is a high grade highly efficient Led lamp using the latest technology Philips Lumileds Chip, making it the perfect choice for varied commercial and domestic applications. The lamp is fully waterproof and constructed of high quality materials allowing for indoor or outdoor installation, also the use of a PC (Polycarbonate) lens is ideal for installations where a glass lens is not permitted or desirable.

Advantage:

- CE RoHS SAA certificate
- Philips Lumileds Chip, High CRI
- Input voltage 100-240Vac
- No UV or IR in the beam
- Easy to install and operate
- Energy saving, long lifespan
- Instant start, NO flickering, NO humming
- Green and eco-friendly without mercury

Application: (typical)

- ◆ Warehouse, factory and workshops;
- ◆ Agricultural buildings;
- ◆ Parks and playgrounds;
- ◆ Exhibition hall and advertising;
- ◆ Gymnasium, supermarkets and retail units.

Product Specifications

Product name	LUXUM FLOODS
Product No.	CCPL-LF50W
Dimension	□200.8 x 217 x 47.9 mm

Technical Characteristic

Color temperature	5000K
CRI	>80
Lumen	6000LM -Max
Input Power	50W
Viewing Angle	130°
Input Voltage	100-240Vac 50/60Hz
Driver model	Daermay
PFC	>0.9
Waterproof Rating	IP65

Materials

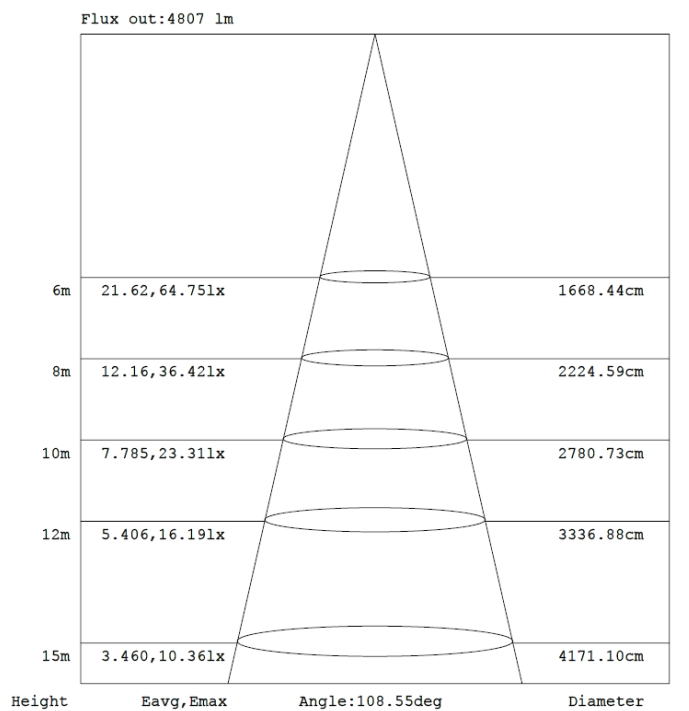
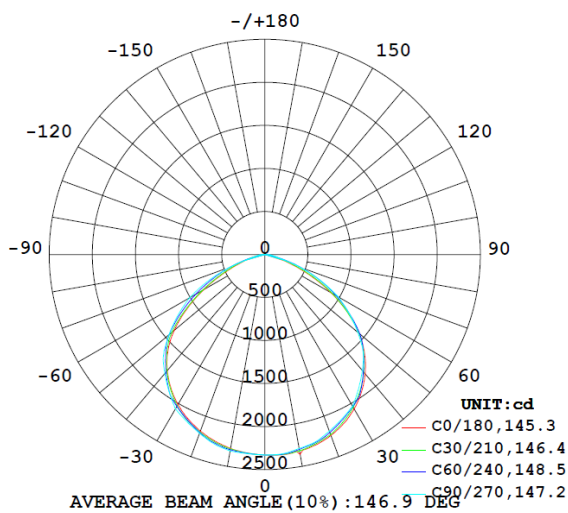
LED Brand	PHILIPS LUMILEDS
LED Type	LUXEON 3030 2D
LED QTY	56 PCS
Housing	Aluminum + PC + Steel
Housing color	Black
Cover (lens)	Polycarbonate

Others

Operating Temperature	-20deg <>45deg
Operating Humidity	20%-90% RH
Storage Temperature	-30deg ><80deg
Storage Humidity	10%-95%
Application	Indoor / Outdoor
Safety Certification	CE RoHS
Warranty	5 Years

Light Distribution Testing Parameters

DATA OF LAMP		PHOTOMETRIC DATA Eff: 119.56 lm/W			
MODEL		I _{max} (cd)	2356	S/MH (C0/180)	1.28
NOMINAL POWER (W)	50	LOR (%)	100.0	S/MH (C90/270)	1.31
RATED VOLTAGE (V)	120	TOTAL FLUX (lm)	6225.1	η UP, DN (C0-180)	0.0, 49.7
NOMINAL FLUX (lm)	6225.08	CIE CLASS	DIRECT	η UP, DN (C180-360)	0.0, 50.3
LAMPS INSIDE	1	η up (%)	0.0	CIBSE SHR NOM	1.25
TEST VOLTAGE (V)	120	η down (%)	100.0	CIBSE SHR MAX	1.35




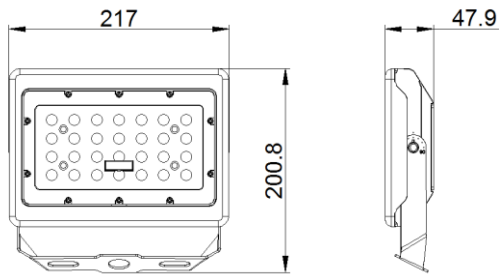
Note: The Curves indicate the illuminated area and the average illumination when the luminaire is at different distance.

This lamp has been tested to IESNA LM-79-08, “Electrical and Photometric Measurements of Solid-State Lighting Products”.

This lamp passes the eligibility criteria for the Energy Technology List (ETL) - Efficient White Lighting Units.



This product is certified and marked.


Package

Lamps Net Weight: 1.64 kg / pc

	Size	Qty/Carton	Weight/Carton
Box	305 x 260 x 77mm	1	2.0 kg