



Sports Floodlight

LXSP900W




Features:

- High lumen
- Easy combination
- Adjustable module
- IP66 & IK10
- 5YR Warranty

Areas of application:

Large stadiums, Sports fields, Tennis court, Golf course, Airports, Parking lots, Terminals, Power stations, Commercial parks etc.

	Energy saving up to 80%
---	--------------------------------------

	Long service life 50000 hrs
---	---------------------------------------

	Maintenance long life Free
---	---

CE CB RoHS




1 Parameter



Wattage	CRI	Power Factor
900W (300W*3)	Ra>70/80	>0.95
Operating Temp	IP & IK Grade	Luminous Flux
-40°C ~55°C	IP66 & IK10	153,000LM±5%
Beam Angle	Rated Voltage	
30°/60°/90° Asymmetric G4	AC 100-240V 277V~, 50/60Hz	
Wind Test Data	Static load	
EPA = 2.22 ft ² FPA = 1.85 ft ² DC = 1.20	0.206 m ² x 2.4 kN = 494.4 N	

2 Beam angle



30°

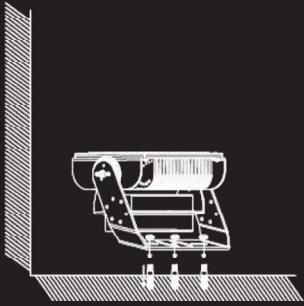
60°

90°

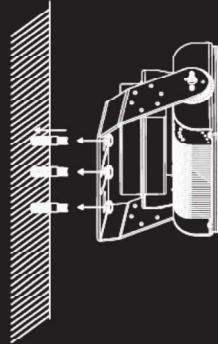
Asymmetric G4

3 Installation


① Ground Installation



② Wall Installation



③ Pole Installation



④ Ceiling Installation



4 Dimensions

