



NAME: LED Corn Lamp 36W - B22

NAME: LED Corn Lamp 36W - E40

P/N: CCPL-YMD-36WAB22


P/N: CCPL-YMD-36WAE40

This 36W – 5040lumen, high grade, IP64 rated LED Corn Lamp is so versatile it can be used as a replacement for Compact Fluorescent Lamp(CFL), High Pressure Sodium(HPS), Metal-halide(MH), High-intensity discharge(HID) and standard Incandescent bulbs and can be retro fitted to existing fittings if there is room for the LED Corn Bulb. The LED Corn Lamp is also commonly used to replace a standard bulb in agricultural, industrial and domestic buildings, either with a hanging pendent or a fixed bayonet and is ideal for replacing old inefficient bulbs.

**Please note** if used in enclosed luminaires, minimum lamp compartment dimensions: 380\*200\*200mm. **Important tip:** Make sure to remove or bypass the ballast in the fixture, use as a normal bulb.

#### Advantage:

- IP64 Waterproof Rating
- No UV or IR in the beam
- Big heat sink, NO fan
- Energy saving, long service life
- Light is soft and uniform
- Instant start, NO flickering, NO humming
- Green and eco-friendly without mercury
- CE, RoHS certificate.
- Meets 4KV surge immunity level
- Usable in enclosed luminaires



#### Application: (typical)

- ◆ Warehouse, factory and workshops
- ◆ Industrial buildings
- ◆ Agricultural buildings
- ◆ General purpose lighting.

**Product Specifications**

Product name	LED Corn Lamp 36W - B22, LED Corn Lamp 36W - E40
Product No.	CCPL-YMD-36WAB22, CCPL-YMD-36WAE40
Dimension B22	Diameter: 87, Length: 224mm
Dimension E40	Diameter: 87, Length: 243mm

**Technical Characteristic**

Color temperature	5000K
CRI	>80
Lumen	5,040LM - Max
Input Power	36W
Viewing Angle	284°
Input Voltage	100-240Vac 50/60Hz
PFC	>0.9
Waterproof Rating	IP64

**Materials**

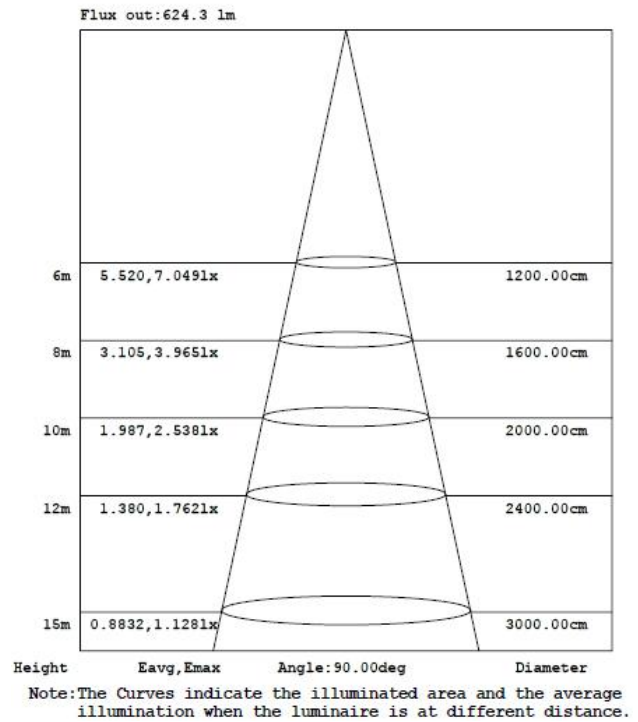
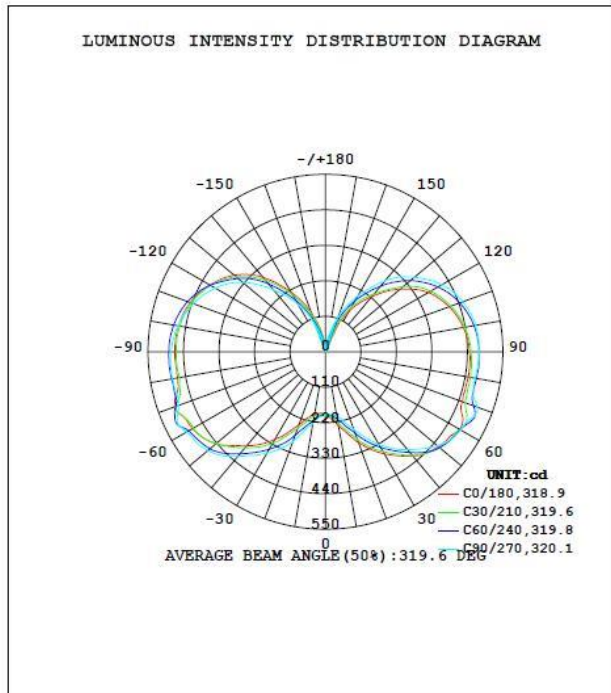
LED Brand	Samsung
LED Type	SMD2835
Housing	PC / Aluminum
Housing color	Off white
Cover	Polycarbonate


**Others**

Operating Temperature	-40deg <>45deg
Operating Humidity	20%-70% RH
Storage Temperature	-40deg ><80deg
Storage Humidity	10%-75%
Application	Indoor
Safety Certification	CE, RoHS
Warranty	5 Years manufacture warranty

## Light Distribution Testing Parameters

DATA OF LAMP		PHOTOMETRIC DATA Eff: 136.53 lm/W			
MODEL		Imax (cd)	522.7	S/MH (C0/180)	2.68
NOMINAL POWER (W)	36	LOR (%)	100.0	S/MH (C90/270)	2.75
RATED VOLTAGE (V)	120	TOTAL FLUX (lm)	4908.3	$\eta$ UP, DN (C0-180)	22.5, 27.5
NOMINAL FLUX (lm)	4908.34	CIE CLASS	DIFFUSE	$\eta$ UP, DN (C180-360)	22.1, 27.8
LAMPS INSIDE	1	$\eta$ up (%)	44.6	CIBSE SHR NOM	2.00
TEST VOLTAGE (V)	120	$\eta$ down (%)	55.4	CIBSE SHR MAX	0.00



 This product is certified and marked.

## Package

Lamps Net Weight: 0.66 kg / pc

### PACKAGE

	Size	Qty / Carton	Net Weight / Carton	Gross Weight / Carton
Outer box	280*120*120 MM	1 PC	0.66 KG	0.81 KG